

Fisher™ Rotary Valve Selection Guide



Typical Fisher Rotary Valves

Control-Disk Valve	Expanded control range, lower process variability	Fisher Control-Disk Valve
Vee-Ball Valves	High-capacity, low-friction, non-clogging	Fisher V150, V200, V300, and V150S
High-Performance Butterfly Valves	Outstanding performance under extreme pressure and temperature conditions, available for a variety of throttling or on/off applications	Fisher 8532, 8580, 8590, 9500, A11, and A31C
Pipeline Ball Valves	Full or reduced bore ball valves for throttling and severe service applications in gas transmission lines, gas distribution, or liquid pipelines	Fisher V250, V260, and V270
Rotary Globe Valves	Designed for throttling control for a broad range of industrial applications	Fisher V500 and CV500
Metal Seated Ball Valves	Full or reduced bore metal seated ball valves for severe service applications. Use in on/off applications in which high temperature, high pressure, or erosive conditions are to be expected	Fisher Z500
Multi-port Flow Selector	Allows for automated selecting and diverting of well fluids from an individual well to a single test outlet, flow loop, or sampling device	Fisher MPFS

- ENVIRO-SEAL™ and ISO-SEAL™ live-loaded packing systems are available to assist in compliance with environmental emissions requirements
- FIELDVUE™ digital valve controllers offer digital control and remote diagnostics. The traditional proven line of Fisher positioners, controllers, transmitters, and switches also is available
- Spring-return pneumatic diaphragm and double-acting piston actuators
- Contact your [Emerson sales office](#) for details

Fisher Control-Disk Valve



W9774-2

Control-Disk VALVE

Control-Disk Valve	
Applications	Expanded control, lower process variability applications
Style	Wafer and lugged
Sizes	NPS 2, 3, 4, 6, 8, 10, 12, 14, 16, 18, 20, 24, 30, 36
Ratings	PN 10 to 40 CL150, CL300, and CL600
End Connections	Raised-face (RF)
Valve Body Materials	EN: 1.0619 steel, 1.4409 stainless steel, CW2M, or M35-1 ASME: SA216 WCC steel, SA351 CF3M or CF8M stainless steel, CW2M, or M35-1
Disk Material	SA351 CF3M or CF8M stainless steel
Seal Types (Material)	Soft (PTFE, RPTFE, ETFE, or UHMWPE) or metal (S31600)
Flow Characteristics and Maximum Flow Coefficients	Equal percentage Maximum Cv from 60.7 to 59500
Rangeability (Flow Coefficient Ratio)	100 to 1
Shutoff Class	Soft Seal: Class VI Metal Seal: Class IV
Available Actuators (refer to page 11)	Fisher 2052, 1052 Size 70, and 1061

Fisher Vee-Ball Valves



X0187

V150 and V300 VALVES



X0188-1

V200 VALVE



X0186-1

V150S VALVE

V150 AND V300	V200	V150S
Applications		
Excellent for fibrous slurries as well as liquids, gas, and steam. Shearing V-notch ball for smooth, non-clogging action	Excellent for fibrous slurries as well as liquids, gas, and steam. Shearing V-notch ball for smooth, non-clogging action	Highly wear-resistant trim materials and an unrestricted flow path make this design ideal for controlling the most abrasive of slurries
Sizes		
V150: DN 25 - 300 or NPS 1 - 24 x 20 V300: DN 25 - 300 or NPS 1 - 20	NPS 1, 1-1/2, 2, 3, 4, 6, 8, 10	NPS 3, 4, 6, 8, 10, 12
Ratings		
V150: PN 10/16 or CL150 V300: PN 25/40 or CL300	CL150, CL300, or CL600, depending on size	CL150
End Connections		
Raised-face (RF) flanged	Flangeless or flanged, depending on size	Raised-face (RF) flanged
Valve Body Materials		
EN: 1.0619 steel, 1.4409 stainless steel, M35-2, or CW2M ASME: SA216 WCC steel, SA351 CF3M, CG8M stainless steel, M35-2, or CW2M	EN: 1.0619 steel, 1.4409 stainless steel, M35-2, or CW2M ASME: SA216 WCC steel, SA351 CF3M, CG8M stainless steel, M35-2, or CW2M	SA216 WCC steel body liner: (high-chrome iron SA532 Class III Type A)
Ball Material		
SA351 CF3M, or CG8M stainless steel, CW2M	SA351 CF3M or CG8M stainless steel, CW2M	High-chrome iron SA532 Class III Type A (PSZ ceramic ball is optional)
Seal Types (Material)		
TCM Plus, metal (S31600), HD (heavy duty), or flow ring	TCM Plus, metal (S31600), HD (heavy duty), or flow ring	Flow ring construction
Flow Characteristics and Maximum Flow Coefficients		
Modified equal percentage Maximum Cv from 3.64 to 10,300	Modified equal percentage Maximum Cv from 8.4 to 3000	Modified equal percentage Maximum Cv from 170 to 2850
Rangeability		
300 to 1	300 to 1	
Shutoff Class		
Composition Seal: Class VI Metal Seal: Class IV Flow Ring Construction: 5% of wide-open capacity	Composition Seal: Class VI Metal Seal: Class IV Flow Ring Construction: 5% of wide-open capacity	Class I
Available Actuators (refer to page 11)		
Fisher 2052, 1052 Size 70, 1061, 1068, and FieldQ™		

Fisher High-Performance Butterfly Valves



W9498-2

8580 VALVE



W9138-2

8532 VALVE




X0955

8590 VALVE

8580	8532	8590
Applications		
Precise throttling and automated on-off service for process temperatures from -46 to 454° C	Throttling service, high-temperature, and cryogenic applications; -196 to 816° C	Throttling or automated on-off service in a variety of process applications
Style		
Lugged (NPS 2 Wafer) and Double flange	Wafer, lugged, and Double flange	Lugged and Double flange
Sizes		
NPS 2, 3, 4, 6, 8, 10, 12	NPS 14, 16, 18, 20, 24, 30, 36, 42, 48	NPS 3, 4, 6, 8, 10, 12, 14, 16, 18, 20, 24
Ratings		
PN 10 to 40 CL150 and CL300 NPS 2 (CL150/300/600)	CL150/150, CL150, and CL300	CL600
End Connections		
Raised-face (RF)	Raised-face (RF) and ring-type joint (RTJ)	Raised-face (RF) and ring-type joint (RTJ)
Valve Body Materials		
EN: 1.0619 steel, 1.4409 stainless steel ASME: SA216 WCC steel, SA351 CF3M stainless steel High-alloy materials are available	SA216 WCC steel or SA351 CF8M stainless steel High-alloy materials are available	SA216 WCC steel or SA351 CF8M high-alloy materials are available
Disk Material		
SA351 CF3M/1.4409 stainless steel	SA351 CF8M stainless steel	SA351 CF8M stainless steel with chrome plated disk edge
Seal Types (Materials)		
Soft (PTFE, RPTFE, or UHMWPE) or metal (S31600)	Soft (PTFE), NOVEX, and Phoenix III	Soft (ETFE), Metal (S21800, S20910), HPS (S21800, S20910), Phoenix III (S31600/ETFE)
Flow Characteristics and Maximum Flow Coefficients		
Approximately linear Maximum C _v from 83.7 to 5080	Modified equal percentage Maximum C _v from 4550 to 21500	Approximately linear Maximum C _v from 167 to 13565
Rangeability		
100 to 1	100 to 1	100 to 1
Shutoff Class		
Soft Seal: Class VI Metal Seal: Class IV	Soft Seal: Class VI NOVEX Seal: Class IV Phoenix III Seal: Class VI	Soft Seal: Class VI Metal Seal: Class IV HPS: Class VI Phoenix III Seal: Class VI
Available Actuators (refer to page 11)		
Fisher 2052, FieldQ, 1052 Size 70, 1061, and 1068	Fisher 1052 Size 70, 1061, and 1068	Fisher 2052, 1052 Size 70, 1061, 1068, FieldQ, and G Series

Fisher High-Performance Butterfly Valves (continued)



W1628

9500 VALVE



W9570-1

A11 VALVE

9500	A11
Applications	
Fully lined butterfly valve for on/off or throttling service for tight-shutoff applications	Throttling and automated on/off service, high-pressure, high-temperature, and cryogenic applications; -254 to 816°C
Style	
Wafer	Wafer and lugged
Ratings and Sizes	
PN10, PN13, CL125B, CL150, or CL300 depending on size and material NPS 2, 3, 4, 6, 8, 10, 12	CL150/150 and CL150: NPS 54, 60, 66, 72 CL600: NPS 30, 36, 42, 48 (CL300 trim available for NPS 3 through 48) CL900: NPS 6, 8, 10, 12, 14, 16, 18, 20, 24, 30, 36 (CL300 and CL600 trim available for NPS 3 through 48) CL1500: NPS 10, 12, 14, 16, 18, 20 (CL300 and CL600 trim available for NPS 3 through 48, CL900 trim available for NPS 6 through 36) CL2500: Consult your Emerson sales office
End Connections	
Cast Iron Bodies: Mate with PN 10 (NPS 2, 3, 6, 8, 10) or CL125B FF flanges Steel and Stainless Steel Bodies: Mate with PN16, CL150, CL300 RF flanges	Raised-face (RF), ring-type joint (RTJ), and buttwelding ends (BWE) NPS 3 through 24 comply with ASME B16.5 NPS 30 through NPS 60 comply with MSS-SP-44
Valve Body Materials	
Cast iron, carbon steel, S31600 stainless steel	SA216 WCC steel or SA351 CF8M stainless steel Other carbon steel, stainless steel, and high-alloy materials are available
Disk Material	
Aluminum bronze, S31600 stainless steel	CL150/150, CL150, and CL300: SA351 CF8M stainless steel or SA216 WCC steel CL600: SA351 CF8M stainless steel CL900 and CL1500: CB7Cu-1
Seal Types (Material)	
Fully lined nitrile or PTFE	CL150 and CL300: Soft (PTFE), NOVEX (S31600), Phoenix III (S31600/PTFE), and cryogenic (CTFE) CL600, CL900, and CL1500: Soft (ETFE), Metal (S20910), high-pressure (S20910), Phoenix III (S31600/ETFE), and cryogenic (CTFE)
Flow Characteristics and Maximum Flow Coefficients	
Approximately equal percentage through 90° rotation for FISHTAIL™ disk and through 60° rotation for conventional disk Maximum Cv from 91 to 7020	Modified Equal Percentage Maximum Cv from 182 to 106000
Rangeability	
100 to 1	100 to 1
Shutoff Class	
Class VI	Soft Seal: Class VI, NOVEX Seal: Class VI, Metal Seal: Class IV, High-Pressure Seal: Class VI, Phoenix III Seal: Class VI, Cryogenic Seal: Class IV
Available Actuators (refer to page 11)	
Fisher 2052, 1052 Size 70, and 1061	Fisher 2052, 1052 Size 70, 1061, FieldQ, and G Series

Fisher Cryogenic Butterfly Valves



W7449
TYPICAL CRYOGENIC BUTTERFLY VALVE

A31C	8532	A11
Applications		
A31C stainless steel cryogenic valves for liquified natural gas and other special chemical and hydrocarbon applications with temperatures to -254°C	8532 stainless steel cryogenic valves for liquified natural gas and other special chemical and hydrocarbon applications with temperatures to -254°C	A11 stainless steel cryogenic valves for liquified natural gas and other special chemical and hydrocarbon applications with temperatures to -254°C
Style		
Wafer, lugged, and double flanged	Wafer, lugged, and double flanged	Wafer, lugged, and double flanged
Ratings and Sizes		
CL150 and CL300: NPS 3 - 12	CL150 and CL300: NPS 14 - 24	CL150/150, CL150, CL300: NPS 30 - 48 CL600: NPS 3 - 24 CL900: NPS 6 - 24 CL1500: NPS 10 - 20
End Connections		
Raised-face (RF), ring-type joint (RTJ)	Raised-face (RF), ring-type joint (RTJ)	Raised-face (RF), ring-type joint (RTJ)
Valve Body Materials		
SA351 CF8M stainless steel	SA351 CF8M stainless steel	SA351 CF8M stainless steel
Disk Material		
SA351 CF8M stainless steel	SA351 CF8M stainless steel	SA351 CF8M stainless steel
Seal Types (Material)		
NOVEX and Cryogenic (CTFE and CTFE/aluminum)	NOVEX and Cryogenic (CTFE and CTFE/aluminum)	CL150 and CL300: NOVEX and Cryogenic (CTFE) CL600, CL900, and CL1500: HPS and cryogenic (CTFE)
Flow Characteristics and Maximum Flow Coefficients		
Modified Equal Percentage Maximum Cv from 188 to 4940	Modified Equal Percentage Maximum Cv from 4550 to 21,500	Modified Equal Percentage Maximum Cv from 182 to 106,000
Rangeability		
100 to 1	100 to 1	100 to 1
Shutoff Class		
NOVEX Seal: Class VI Cryogenic (CTFE) Seal: Class IV Cryogenic (CTFE/Aluminum) Seal: Class VI	NOVEX Seal: Class VI Cryogenic (CTFE) Seal: Class IV Cryogenic (CTFE/Aluminum) Seal: Class VI	NOVEX Seal: Class VI Cryogenic (CTFE) Seal: Class IV Cryogenic (CTFE/Aluminum) Seal: Class VI HPS: Class VI
Available Actuators (refer to page 11)		
Fisher 2052, 1052 Size 70, 1061; FieldQ and G Series		Fisher 2052, 1052 Size 70, 1061, FieldQ, and G Series

Fisher Pipeline Ball Valves



W4177-3

V250 VALVE



X1454

V270 VALVE

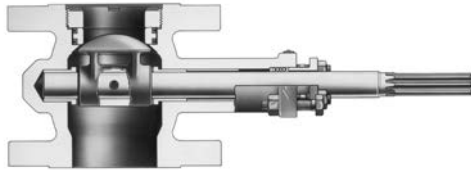


W6569

V260 VALVE


V250	V270	V260
Applications		
Heavy-duty, flangeless throttling ball valves. Often used for controlled flow applications in gas transmission lines, gas distribution, and liquid pipelines. Temperatures from -40 to 204°C, depending on seal type	Full bore ball valve designed for automated control in bypass, batch, monitor, and emergency shutoff service applications. Temperatures from -40 to 82°C	Large, flanged throttling ball valves. Used for demanding pipeline applications such as pump bypass and pipeline take-off. Temperatures from -29 to 93°C, depending on seal type
Style		
Flangeless	Flanged	Flanged
Sizes		
NPS 4, 6, 8, 10, 12, 16, 18, 20, 24	NPS 6, 8, 10, 12, 14, 16, 20, 24	NPS 8, 10, 12, 16, 20, 24
Ratings		
CL600 or CL900	CL150, CL300, or CL600	CL150, CL300, or CL600
End Connections		
Raised-face (RF) or ring-type joint (RTJ)	Raised-face (RF)	Raised-face (RF)
Valve Body Materials		
Carbon steel (LCC)	Carbon Steel (LF2)	Carbon steel (LF2)
Ball Material		
Chrome-plated WCC steel	Chrome-plated WCC Steel	Chrome-plated WCC steel
Seal Types (Material)		
Single or dual seal (POM) or flow ring	Dual (POM)	Single or dual (PEEK/PTFE or POM)
Flow Characteristics and Maximum Flow Coefficients		
Modified equal percentage Maximum Cv from 499 to 18,300	Modified equal percentage Maximum Cv from 3190 to 78,000	Modified linear or modified equal percentage Maximum Cv from 10,100 to 78,000
Rangeability		
100 to 1	100 to 1	100 to 1
Shutoff Class		
Single and Dual Seal: Class IV Flow Ring: 1% of valve capacity	Class VI	Single or Dual Seal: Class IV or VI PEEK/PTFE Seal: Class IV or VI POM Seal: Class IV or VI
Available Actuators (refer to page 11)		
Fisher 2052, 1052 Size 70, 1061, and G Series	Fisher G Series	Fisher 2052, 1052 Size 70, 1061, and G Series

Fisher Rotary Globe Valves



W4170

V500 VALVE



W5793

CV500 VALVE

V500	CV500
Applications	
Flanged or flangeless eccentric plug rotary control valve for erosive, coking, and other hard-to-handle fluids. Throttling or on/off. Temperatures from -198 to 538°C, depending on materials	Rugged flanged or flangeless cammed-segmented V-notch ball valve offering erosion resistance and pressure control for gases, liquids, and fibrous slurries. Throttling or on/off. Temperatures from -198 to 538°C, depending on materials
Style	
Flanged	Flanged
Sizes	
DN 25 - 200 or NPS 1 - 8	DN 80 - 300 or NPS 3 - 12
Ratings	
PN 10 - 100 or CL150 - CL600	PN 10 - 100 or CL150 - CL600
End Connections	
Raised-face (RF) or ring-type joint (RTJ)	Raised-face (RF)
Valve Body Materials	
WCC, WCC/1.0619, CF8M, CF3M, CF3M/1.4409	WCC, WCC/1.0619, CF8M, CF3M, CF3M/1.4409
Plug Material	
Chrome-plated CF8M, solid alloy 6, or ceramic	CF3M stainless steel
Flow Characteristics and Maximum Flow Coefficients	
Modified linear Maximum Cv from 12.2 to 1050	Modified equal percentage Maximum Cv from 181 to 3080
Rangeability	
100 to 1	200 to 1
Shutoff Class	
Class IV	Class IV
Available Actuators (refer to page 11)	
Fisher 2052, 1052 Size 70, 1061, 1068, and FieldQ	Fisher 2052, 1052 Size 70, 1061, 1068, and FieldQ

Fisher Metal Seated Ball Valves




X1243

Z500 VALVE

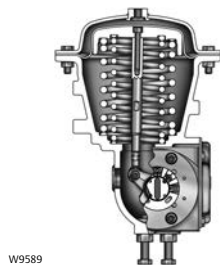
Z500	
Applications	Full or reduced bore metal seated ball valves for severe service applications. Use in on/off applications in which high temperature, high pressure, or erosive conditions are to be expected
Bore Sizes (inches)	0.65, 1.15, 1.5, 2, 3, 4, 6, 8, 10, 12, 14, 16, 18, 20, 24, 26, 28, 30, 36
Ratings	CL150, CL300, CL600, CL900, CL1500, CL2500, CL3200, CL4500
End Connections	Raised-face (RF), ring-type joint (RTJ), buttweld ends (BWE), socketweld ends (SWE), FNPT
Valve Body Materials	SA105, F22, F91, F316
Ball Material	S41000, S316000, or F22
Seal Types (Material)	Integral or removable (metal)
Flow Characteristics and Maximum Flow Coefficients	Maximum Cv from 50 to 220,000
Rangeability	100 to 1
Shutoff Class	API 598, ISO 5208 Rate A, or ISO 5208 Rate D
Available Actuators (refer to page 11)	Field Q and Fisher G Series

Fisher Multi-port Flow Selector



Multi-port Flow Selector	
Applications	Allows for automated selecting and diverting of well fluids from an individual well to a single test outlet, flow loop, or sampling device
Sizes	NPS 2x4, 3x6, 4x8, 4x10, 6x16
Ratings	CL150, CL300, CL600, CL900, CL1500, CL2500
End Connections	Raised-face (RF), ring-type joint (RTJ), socketweld ends (SWE), hubs
Valve Body Materials	WCB, CF8M, CD3MN, CD3MWCuN
Plug Material	DI Gr. 65-45-12, CF8M, CD3MN, CD3MWCuN, Inconel 625
Seal Types (Material)	Soft with scraper (S17400, S31600, Inconel 718)
Shutoff Class	Class IV
Available Actuator	Multi-port Actuator

Fisher 2052, 1052 Size 70, and 1061 Actuators



2052 ACTUATOR



1052 SIZE 70 ACTUATORS



1061 ACTUATOR

2052	1052 SIZE 70	1061
Features		
Heavy-duty actuator with enclosed linkage and splined actuator-valve connection for minimized lost motion		
Style		
Spring-return pneumatic diaphragm actuator	Spring-return pneumatic diaphragm actuator	Double-acting pneumatic piston actuator
Typical Operating Torque Range (Varies with Operating Pressure and Construction)		
226 to 5,580 lbf•in PDTO 226 to 8,230 lbf•in PDTC	12,100 lbf•in PDTC	2500 to 175,000 lbf•in
Temperature Capabilities		
Standard: -45 to 80°C (-50 to 176°F) Optional: -45 to 100°C (-50 to 212°F) or -60 to 80°C (-76 to 176°F)	-40 to 82°C (-40 to 180°F) or -40 to 149°C (-40 to 300°F)	-34 to 82°C (-30 to 180°F)
Accessories		
Pneumatic or electro-pneumatic valve positioners, FIELDVUE digital valve controllers, limit switches, position transmitters, handwheels, travel stops, lock-out device to disable actuator during maintenance, supply pressure filter-regulators		

Fisher 1068 Rotary Vane Actuators



X1590

DOUBLE ACTING



X1591

SPRING RETURN


DOUBLE ACTING		SPRING RETURN
Features		
Heavy-duty, high cycle vane actuator with or without integral air passages		
Style		
Rotary Vane Actuator		
Sizes		
7i, 8i, 9i, 10i, 12i, 14i, 15i, 16, 18, 20, and 30	5i, 7i, 8i, 9i, 10i, 12i, 14i, 15i, 16, 18, 20, and 30	
Typical Operating Torque Range (Varies with Operating Pressure and Construction)		
Refer to Catalog 14		
Accessories		
DVC6200		

FieldQ and Fisher G Series Actuators




W9429

FieldQ ACTUATOR



X1521

Fisher CB ACTUATOR



W8305

Fisher G-SERIES ACTUATOR

FieldQ	Fisher CB Series	Fisher G
Features		
Compact rack-and-pinion pneumatic actuator for quarter-turn applications for mounting to Fisher valves	Scotch yoke type actuator for mounting to Fisher rotary valves	Scotch yoke type actuator for mounting to Fisher rotary valves
Style		
Double-acting or spring-return pneumatic piston actuator	Double-acting or spring-return pneumatic actuator	Double-acting or spring-return series single power module pneumatic actuator
Typical Operating Torque Range (Varies with Operating Pressure and Construction)		
133 to 22,379 lbf•in	38 to 2674 lbf•in	7,758 to 308,254 lbf•in
Accessories		
Pneumatic or electro-pneumatic valve positioners, FIELDVUE digital valve controllers, limit switches, position transmitters, travel stops	Pneumatic or electro-pneumatic valve positioners, FIELDVUE digital valve, controllers, limit switches, position transmitters, handwheels, travel stops, supply pressure filter-regulator	Pneumatic or electro-pneumatic valve positioners, FIELDVUE digital valve controllers, limit switches, position transmitters, handwheels, travel stops, supply pressure filter-regulator

Alloy Valve Guidelines

- Emerson expertise has combined its knowledge of metals and foundry techniques with valve user experience to make a variety of high alloy valves available for customer selection.
- Techniques have also been implemented that verify a foundry's ability to cast alloy valves properly and has established stringent specifications that guide the foundry in providing quality results.
- Guidelines have been developed to help the valve user specify alloy valves correctly. Valve user guidelines include: Customer/end user selection of alloy valves must consider compatibility of valve materials with application and process conditions, avoid the use of alloy tradenames, don't specify wrought for cast, specify non-destructive testing only when necessary.
- Steps used to qualify a foundry include: Weldability tests to gauge the foundry's ability to pour alloy materials; Dedicating casting patterns solely to high-alloy service.
- Stringent specifications developed by Emerson include: Raw Material Composition and Quality, Heat Qualification, Visual Inspection, Weld Repair, Heat Treatment, and Nondestructive Testing.

Instruments

- Fisher pneumatic controller C1 and 4195 series provides pressure and temperature control to standalone control loops. These pneumatic controllers provides proportional, integral, and derivative actions towards maintaining the required control loop.
- Electro-pneumatic transducers providing 4-20 mA current input to pneumatic output for pneumatic positioners, controllers, volume booster or directly to actuators are available. Fisher 646, i2P-100, and 846 transducers provide the remote capability for connecting pneumatic instruments to control panel or control room.
- Fisher VBL and 2625 volume boosters used in conjunction with a positioner on a throttling control valve increase stroking speed.
- Fisher Wireless 4320 provides valve position monitoring that will improve visibility to valves without the need for wires. The 4320 can provide on/off control with pneumatic output option enabling easier automation of valves, again without wires.
- Fisher 4660 high-low pressure pilots and 377 trip valves provide pneumatic discrete control and are exida certified for use in Safety Instrument System (SIS) applications.



W8755

DVC2000



W9418-2

DVC6200 on Control-Disk VALVE

Typical Fisher Instruments

- FIELDVUE digital valve controllers are communicating, microprocessor-based controllers that convert a current or digital signal to a pressure signal to operate the actuator.
- Through the HART®, FOUNDATION Fieldbus™, or PROFIBUS communications protocol, the controller gives easy access to critical valve information.
- ValveLink™ software allows easy access to valve assembly alerts and performance characteristics. Vital information can be obtained without removing the valve from the line.
- Performance Diagnostics tests, including on-line One-Button Sweep, Friction and Deadband analysis, and Trending, can be run while the valve is in service and operating.
- Valve Signature, Dynamic Error Band, and Step Response tests are displayed in an intuitive user-friendly environment that allows easy interpretation of data.
- FIELDVUE models include the DVC6200, DVC6200f and DVC6200p. The DVC6200 SIS is used for safety applications and the DVC2000 has a local user interface.

Neither Emerson, Emerson Automation Solutions, nor any of their affiliated entities assumes responsibility for the selection, use or maintenance of any product. Responsibility for proper selection, use, and maintenance of any product remains solely with the purchaser and end user.

Fisher, Vee-Ball, Control-Disk, ENVIRO-SEAL, FIELDVUE, FieldQ, Bettis, FISHTAIL, and ValveLink are marks owned by one of the companies in the Emerson Automation Solutions business unit of Emerson Electric Co. Emerson Automation Solutions, Emerson, and the Emerson logo are trademarks and service marks of Emerson Electric Co. HART is a registered trademark of FieldComm Group. FOUNDATION Fieldbus is a trademark of FieldComm Group. All other marks are the property of their respective owners.

The contents of this publication are presented for informational purposes only, and while every effort has been made to ensure their accuracy, they are not to be construed as warranties or guarantees, express or implied, regarding the products or services described herein or their use or applicability. All sales are governed by our terms and conditions, which are available upon request. We reserve the right to modify or improve the designs or specifications of such products at any time without notice.

Emerson Automation Solutions
Marshalltown, Iowa 50158 USA
Sorocaba, 18087 Brazil
Cernay 68700 France
Dubai, United Arab Emirates
Singapore 128461 Singapore

www.Fisher.com

